


GRADUATE SUCCESS

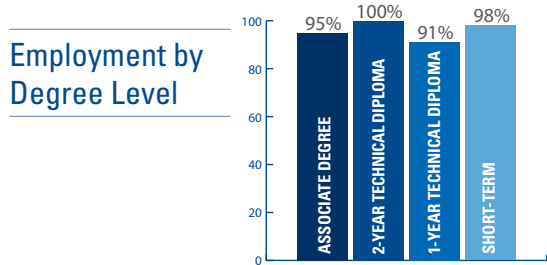
 **96%** of graduates are **satisfied/very satisfied** with their training.

 About **64%** of Southwest Tech graduates report the main reason for attending Southwest Tech is directly tied to **employability**.


 **25%** of graduates were continuing their education at the time of the survey.

- 53% at Southwest Tech
- 26% at other Wisconsin institutions or high schools
- 7% at institutions outside of Wisconsin
- 14% Unknown

 **95%** were employed within the first year of graduation.



 **94%** of graduates are **confident/very confident** the skills they attained at Southwest Tech prepared them for their career goals.

 **79%** of graduates are employed within Wisconsin.

- 49% are within the 5-county district
- 30% are in Wisconsin but outside the district
- 20% are employed outside of the state

 **Top 10 Programs of 2023**

Based on Median Hourly Wage*

Nursing-Associate Degree	\$35.90
Electrical Power Distribution	\$32.00
Electro-Mechanical Technology	\$29.00
Medical Laboratory Technician	\$27.38
Criminal Justice-Law Enforcement 720 Academy	\$27.00
Health Information Technology	\$25.59
IT-Network Specialist	\$25.50
Criminal Justice-Law Enforcement 2	\$25.00
Cancer Information Management	\$24.93
Physical Therapist Assistant	\$24.75

*Median wages reflect the middle wage where half of the responding graduates received more than the wage shown and half received less than the wage shown.

Where Are the 2023 Graduates Employed?

Alliant Energy	Little Prints Learning Center	TC Networks	Mayo Clinic*
Bob's Auto Body	Memorial Hospital Lafayette County	Upland Hills Health	Modernfold Manufacturing*
Community First Bank	Mineral Point Rescue Squad	Williams & Pierce Dental	Northwood Technical College*
Crawford County Jail	Montfort Vet Service	Winskill Elementary	Peterbilt Motors*
Crossing Rivers Health	Pine Valley Community Village	Amcor*	Q-Centrix*
Cummins	Platteville Dental	Capitol Tractor Inc.*	Richardson Motors*
EMC Controls	Richland Center Sheriffs Department	Don Larson Automotive*	University of Iowa City Hospital *
FW Consulting	Schreiber Foods	Giants Ridge*	University of Kansas Medical Center*
Genesis Salon and Spa	Southwest Health Center	Gundersen Health System*	USDA FSA*
Grant Regional Health Center	Southwest Wisconsin Technical College	Joe Carol Energy*	UW Health*
Greeley Signs and Graphics		Madison Gas and Electric*	<i>* Out of District Employer</i>

Hired Before Graduation





734 Graduates
535 Respondents (73%)

GRADUATE SUCCESS RESULTS BY PROGRAM

PROGRAM	No. of Grads	No. of Grads Still in School	No. of Grads Replied	Grads Employed (Excluding those in school)		Employed in Related Occupation		Employed in Unrelated Occupations		No. Empl. in SWTC District	Median Hourly Wage [^]	Hourly Wage Range
				No.	%	No.	%	No.	%			
TWO-YEAR ASSOCIATE DEGREE	249	16	194	168	95%	145	87%	22	13%	43	\$24.11	\$12.02 - \$40.87
Accounting	16	3	11	8	100%	6	75%	2	25%	1	\$22.65	\$15.38 - \$31.25
Agribusiness Science & Technology-Agribusiness Mgmt.	7	0	5	5	100%	5	100%	0	0%	4	\$19.25	\$15.00 - \$22.50
Agribusiness Science & Technology-Agronomy	5	1	3	2	100%	1	50%	1	50%	0	*	*
Agribusiness Science & Technology-Animal Science	14	1	9	7	88%	5	71%	2	29%	2	\$17.00	\$15.00 - \$21.00
Business Management	26	4	18	14	100%	11	85%	2	15%	6	\$17.50	\$12.02 - \$35.33
Cancer Information Management	12	0	11	11	100%	8	73%	3	27%	0	\$24.93	\$20.00 - \$28.75
Criminal Justice - Law Enforcement 2	5	0	5	5	100%	5	100%	0	0%	1	\$25.00	\$22.50 - \$29.15
Criminal Justice Studies	4	0	3	2	67%	1	50%	1	50%	3	*	*
Direct Entry Midwife	17	0	15	12	80%	12	100%	0	0%	0	\$22.50	\$15.83 - \$38.46
Early Childhood Education	15	1	11	10	100%	9	90%	1	10%	3	\$17.50	\$13.00 - \$19.56
Electro-Mechanical Technology	7	0	7	6	86%	7	100%	0	0%	1	\$29.00	\$24.00 - \$33.00
Golf Course Management	4	0	3	3	100%	3	100%	0	0%	0	\$16.00	\$15.00 - \$17.50
Graphic And Web Design	8	0	8	7	88%	3	43%	4	57%	3	\$19.23	\$18.00 - \$20.00
Health Information Technology	13	0	10	9	90%	6	67%	3	33%	1	\$25.59	\$20.00 - \$30.00
Human Services Associate	14	2	10	8	100%	7	88%	1	13%	4	\$15.50	\$13.00 - \$21.00
Instrumentation and Controls Technology	2	0	2	2	100%	1	50%	1	50%	1	*	*
IT-Network Specialist	7	0	6	6	100%	6	100%	0	0%	3	\$25.50	\$18.50 - \$32.19
Leadership Development	4	1	3	2	100%	2	100%	0	0%	1	*	*
Medical Laboratory Technician	5	0	4	4	100%	4	100%	0	0%	3	\$27.38	\$23.64 - \$29.00
Nonprofit Leadership	1	0	1	1	100%	1	100%	0	0%	0	*	*
Nursing - Associate Degree	50	1	38	35	97%	35	100%	0	0%	3	\$35.90	\$28.00 - \$40.87
Physical Therapist Assistant	4	0	4	4	100%	4	100%	0	0%	1	\$24.75	\$21.59 - \$26.00
Supply Chain Management	8	2	6	4	100%	2	67%	1	33%	1	*	*
Technical Studies-Journeyworker	1	0	1	1	100%	1	100%	0	0%	1	*	*
TWO-YEAR TECHNICAL DIPLOMA	27	1	23	21	95%	10	71%	4	29%	5	\$22.00	\$17.50 - \$25.00
Agricultural Power & Equipment Technician	14	0	14	14	100%	4	57%	3	43%	2	\$22.00	\$17.50 - \$25.00
Automotive Technician	4	1	4	2	67%	2	100%	0	0%	0	*	*
Farm Operations & Management - Ag Mechanics	3	0	0	0	0%	0	0%	0	0%	0	*	*
Farm Operations & Management - Dairy	4	0	3	3	100%	2	67%	1	33%	1	*	*
Farm Operations & Management - Livestock	2	0	2	2	100%	2	100%	0	0%	2	*	*
ONE-YEAR TECHNICAL DIPLOMA	171	24	126	90	89%	70	90%	8	10%	18	\$24.00	\$12.00 - \$60.00
Accounting Assistant	4	1	3	1	50%	1	100%	0	0%	1	*	*
Auto Collision Repair & Refinishing Technician	6	0	5	5	100%	3	100%	0	0%	2	*	*
Building Trades - Carpentry	5	0	4	4	100%	4	100%	0	0%	1	\$22.00	\$17.00 - \$25.65
Child Care Services	2	1	2	1	100%	1	100%	0	0%	1	*	*
CNC Machine Operator/Programmer	8	4	6	1	50%	1	100%	0	0%	1	*	*
Cosmetology	13	1	8	7	100%	6	86%	1	14%	3	\$16.41	\$12.00 - \$28.00
Electrical Power Distribution	41	0	31	31	100%	23	100%	0	0%	0	\$32.00	\$22.89 - \$42.86
Farm Operations & Management - Dairy Technician	1	0	0	0	0%	0	0%	0	0%	0	*	*
Farm Operations & Management - Livestock Tech	1	0	0	0	0%	0	0%	0	0%	0	*	*
Industrial Mechanic	1	0	1	1	100%	1	100%	0	0%	0	*	*
IT - Computer Support Technician	8	5	6	1	100%	1	100%	0	0%	0	*	*
Medical Assistant	13	1	11	8	80%	7	100%	0	0%	2	\$19.20	\$17.50 - \$21.00
Medical Coding Specialist	30	10	28	11	65%	4	40%	6	60%	1	\$23.49	\$22.00 - \$25.00
Supply Chain Assistant	1	1	1	0	0%	0	0%	0	0%	0	*	*
Welding	37	0	20	19	95%	18	95%	1	5%	6	\$24.50	\$18.25 - \$60.00
LESS THAN ONE-YEAR TECHNICAL DIPLOMA	274	94	192	91	96%	72	79%	19	21%	28	\$20.97	\$12.00 - \$47.01
Advanced EMT	5	0	1	1	100%	0	0%	1	100%	0	*	*
Criminal Justice – Law Enforcement 720 Academy	10	0	4	3	75%	3	100%	0	0%	0	\$27.00	\$25.48 - \$36.00
Dental Assistant	13	2	13	10	100%	6	60%	4	40%	2	\$18.25	\$16.00 - \$21.80
Driver and Safety Education Certification	12	0	9	9	100%	9	100%	0	0%	1	\$29.42	\$22.22 - \$38.00
Emergency Medical Technician (EMT)	54	6	38	31	97%	26	84%	5	16%	6	\$23.00	\$17.00 - \$47.01
Laboratory Science Technician	5	1	3	2	100%	0	0%	2	100%	0	*	*
Nail Technician	5	0	4	3	75%	3	100%	0	0%	1	*	*
Nursing Assistant	170	85	120	32	97%	25	78%	7	22%	18	\$19.25	\$12.00 - \$23.25
COLLEGE-WIDE	721	135	535	370	94%	297	85%	53	15%	94	\$23.50	\$12.00 - \$60.00

[^] Median wages reflect the middle wage where half of the responding graduates received more than the wage shown and half received less than the wage shown.

* Wages only shown where three or more graduates provided information.