


# GRADUATE SUCCESS

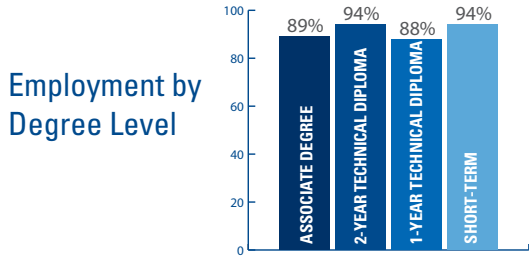
 **98%** of graduates are **satisfied/very satisfied** with their training.

 About **67%** of Southwest Tech graduates report the main reason for attending Southwest Tech is directly tied to **employability**.


 **22%** of graduates were continuing their education at the time of the survey.

- 36% at Southwest Tech
- 41% at other Wisconsin institutions or high schools
- 10% at institutions outside of Wisconsin

 **90%** were employed within the first year of graduation.



 **96%** of graduates are **confident/very confident** the skills they attained at Southwest Tech prepared them for their career goals.

 **77%** of graduates are employed within Wisconsin.

- 44% are within the 5-county district
- 32% are in Wisconsin but outside the district
- 23% are employed outside of the state

 **Top 10 Programs of 2021**  
Based on Median Hourly Wage\*

Nursing-Associate Degree	\$30.02
Electro-Mechanical Technology	\$29.50
Electrical Power Distribution	\$27.35
Criminal Justice-Law Enforcement Academy	\$25.09
Physical Therapist Assistant	\$23.50
Supply Chain Management	\$22.69
Medical Laboratory Technician	\$21.99
Welding	\$21.75
Cancer Information Management	\$21.06
Medical Coding Specialist	\$20.60

\*Median wages reflect the middle wage where half of the responding graduates received more than the wage shown and half received less than the wage shown.

## WHERE ARE THE 2021 GRADUATES EMPLOYED?

3M	Gundersen Boscobel Area Hospital & Clinics	PJ's Daycare	Eagle Ridge Resort & Spa*
Amcor	Heinrichs Roofing	Ritchie's	Finley Hospital*
City of Dodgeville	Hodan Center Community Services	Serendipity Salon & Day Spa	John Deere*
City of Platteville	Iowa County Sheriff's Office	Schaefer Construction	Oaks Golf Course*
Clarity Clinic	J&R Underground	Sloan Implement	Sub Zero*
Crossing Rivers Health	Lancaster Family Medical Center	Southwest Health	Tesla*
Cuba City Family Dental	Lancaster Police Department	Vetesnik Power Sports	Wisconsin State Historical Society*
Cummins	Mayo Clinic Health System	Alliant Energy*	
Dupaco Credit Union	Morrissey Printing	Cardinal Glass Industries*	
Great Lakes		Kuhn North America*	

\*Out of District Employer



# HIRED BEFORE GRADUATION



**800 Graduates**  
**489 respondents (61%)**

## GRADUATE SUCCESS RESULTS BY PROGRAM

PROGRAM	No. of Grads	No. of Grads Still in School	No. of Grads Replied	Grads Employed (Excluding those in school)		Employed in Related Occupation		Employed in Unrelated Occupations		No. Empl. in SWTC District	Median Hourly Wage <sup>^</sup>	Hourly Wage Range
				No.	%	No.	%	No.	%			
<b>Two-Year Associate Degree</b>	<b>263</b>	<b>21</b>	<b>176</b>	<b>130</b>	<b>75%</b>	<b>116</b>	<b>89%</b>	<b>14</b>	<b>11%</b>	<b>53</b>	<b>\$21.41</b>	<b>\$8.25-\$42.86</b>
Accounting	13	2	6	3	75%	3	100%	0	0%	3	\$18.00	\$15.00-\$35.00
Agri-Business/Science Technology - Agribusiness Mgmt	4	0	1	1	100%	1	100%	0	0%	0	*	*
Agri-Business/Science Technology - Agronomy	7	0	2	2	100%	2	100%	0	0%	1	*	*
Agri-Business/Science Technology - Animal Science	3	0	3	3	100%	2	67%	1	33%	1	*	*
Business Management	31	4	19	13	87%	11	85%	2	15%	10	\$16.21	\$15.00-\$36.54
Cancer Information Management	29	1	25	19	79%	12	63%	7	37%	0	\$21.06	\$18.38-\$33.20
Criminal Justice Studies	11	2	4	2	100%	2	100%	0	0%	0	*	*
Direct Entry Midwife	8	1	6	5	100%	5	100%	0	0%	1	*	*
Early Childhood Education	21	4	18	10	71%	10	100%	0	0%	7	\$14.57	\$8.25-\$16.00
Electromechanical Technology	11	0	4	4	100%	4	100%	0	0%	0	\$29.50	\$22.60-\$35.55
Golf Course Management	4	1	4	3	100%	3	100%	0	0%	0	\$15.00	\$15.00-\$16.00
Graphic And Web Design	4	0	3	3	100%	3	100%	0	0%	3	*	*
Health Information Technology	6	1	4	1	33%	1	100%	0	0%	0	*	*
Human Services Associate	10	1	9	7	88%	4	57%	3	43%	6	\$15.15	\$12.00-\$16.00
Individualized Technical Studies	3	1	2	1	100%	1	100%	0	0%	1	*	*
Instrumentation and Controls Technology	2	0	0	0	0%	0	0%	0	0%	0	*	*
IT-Network Specialist	5	1	5	3	75%	3	100%	0	0%	0	\$20.00	\$17.00-\$20.98
Leadership Development	3	0	2	2	100%	2	100%	0	0%	1	*	*
Medical Laboratory Technician	9	0	5	5	100%	4	80%	1	20%	2	\$21.99	\$20.82-\$24.92
Nursing - Associate Degree	54	1	32	28	90%	28	100%	0	0%	12	\$30.02	\$20.77-\$40.00
Physical Therapist Assistant	14	0	13	9	69%	9	100%	0	0%	4	\$23.50	\$21.15-\$29.00
Supply Chain Management	11	1	9	6	75%	6	100%	0	0%	1	\$22.69	\$19.00-\$42.86
<b>Two-Year Technical Diploma</b>	<b>31</b>	<b>2</b>	<b>18</b>	<b>15</b>	<b>94%</b>	<b>12</b>	<b>80%</b>	<b>3</b>	<b>20%</b>	<b>6</b>	<b>\$20.50</b>	<b>\$8.29-\$23.35</b>
Agricultural Power & Equipment Technician	15	0	10	10	100%	8	80%	2	20%	4	\$20.50	\$16.50-\$22.00
Automotive Technician	9	1	4	3	100%	2	67%	1	33%	1	*	*
Farm Operations & Mgmt - Ag Mechanics	3	0	2	2	100%	2	100%	0	0%	1	*	*
Farm Operations & Mgmt - Dairy	3	0	1	0	0%	0	0%	0	0%	0	*	*
Farm Operations & Mgmt - Livestock	1	1	1	0	0%	0	0%	0	0%	0	*	*
<b>One-Year Technical Diploma</b>	<b>175</b>	<b>6</b>	<b>106</b>	<b>81</b>	<b>81%</b>	<b>65</b>	<b>80%</b>	<b>16</b>	<b>20%</b>	<b>31</b>	<b>\$20.00</b>	<b>\$8.00-\$36.00</b>
Accounting Assistant	4	0	1	0	0%	0	0%	0	0%	0	*	*
Auto Collision Repair & Refinishing Technician	9	1	6	3	60%	1	33%	2	67%	3	*	*
Building Trades - Carpentry	8	0	4	4	100%	3	75%	1	25%	3	\$20.00	\$16.00-\$21.00
Child Care Services	3	0	3	3	100%	3	100%	0	0%	1	*	*
CNC Machine Operator/Programmer	3	0	2	2	100%	1	50%	1	50%	0	*	*
Cosmetology	7	1	5	4	100%	3	75%	1	25%	2	*	*
Electrical Power Distribution	39	0	20	19	95%	18	95%	1	5%	4	\$27.35	\$20.00-\$36.00
Farm Operations & Mgmt - Dairy Technician	2	0	1	1	100%	1	100%	0	0%	0	*	*
Farm Operations & Mgmt - Farm Ag Maintenance	1	0	0	0	0%	0	0%	0	0%	0	*	*
Industrial Mechanic	3	1	2	1	100%	1	100%	0	0%	1	*	*
IT-Computer Support Technician	5	1	3	2	100%	2	100%	0	0%	0	*	*
Medical Assistant	28	0	20	16	80%	15	94%	1	6%	10	\$16.38	\$8.00-\$18.94
Medical Coding Specialist	27	1	18	11	65%	7	64%	4	36%	3	\$20.60	\$15.56-\$35.00
Supply Chain Assistant	4	0	2	1	50%	1	100%	0	0%	0	*	*
Welding	32	1	18	13	76%	8	62%	5	38%	4	\$21.75	\$17.50-\$27.00
<b>Less Than One-Year Technical Diploma</b>	<b>324</b>	<b>79</b>	<b>188</b>	<b>91</b>	<b>83%</b>	<b>72</b>	<b>79%</b>	<b>19</b>	<b>21%</b>	<b>51</b>	<b>\$18.83</b>	<b>\$10.50-\$38.00</b>
Criminal Justice – Law Enforcement Academy	13	1	7	6	100%	6	100%	0	0%	4	\$25.09	\$23.32-\$30.00
Dental Assistant	8	0	5	5	100%	3	60%	2	40%	3	\$15.00	\$14.50-\$16.00
Driver and Safety Education Certification	16	0	13	13	100%	13	100%	0	0%	3	\$30.63	\$20.02-\$38.00
Emergency Medical Technician (EMT)	59	5	38	29	88%	22	76%	7	24%	19	\$18.04	\$10.50-\$29.92
Laboratory Science Technician	3	0	2	2	100%	0	0%	2	100%	1	*	*
Nail Technician	2	0	0	0	0%	0	0%	0	0%	0	*	*
Nursing Assistant	223	73	123	36	72%	28	78%	8	22%	21	\$16.13	\$12.50-\$23.00
<b>College-Wide</b>	<b>800</b>	<b>108</b>	<b>488</b>	<b>317</b>	<b>83%</b>	<b>265</b>	<b>84%</b>	<b>52</b>	<b>16%</b>	<b>141</b>	<b>\$20.57</b>	<b>\$8.00-\$42.86</b>

<sup>^</sup> Median wages reflect the middle wage where half of the responding graduates received more than the wage shown and half received less than the wage shown.

\* Wages only shown where three or more graduates provided information.