



# GRADUATE SUCCESS

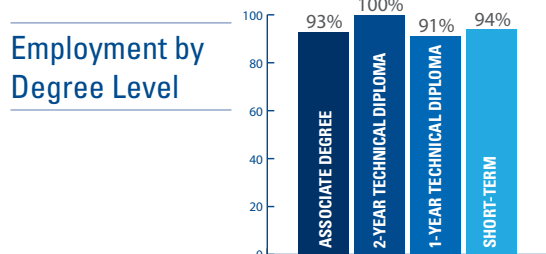
 **96%** of graduates are **satisfied/very satisfied** with their training.


 About **73%** of Southwest Tech graduates report the main reason for attending Southwest Tech is directly tied to **employability**.


 **29%** of graduates were continuing their education at the time of the survey.

- 59% at Southwest Tech
- 30% at other Wisconsin institutions or high schools
- 9% at institutions outside of Wisconsin
- 2% Unknown

 **95%** were employed within the first year of graduation.



 **97%** of graduates are **confident/very confident** the skills they attained at Southwest Tech prepared them for their career goals.

 **80%** of graduates are employed within Wisconsin.

- 54% are within the 5-county district
- 26% are in Wisconsin but outside the district
- 21% are employed outside of the state

 **Top 10 Programs of 2022**  
Based on Median Hourly Wage\*

Direct Entry Midwife	\$41.67
Nursing - Associate Degree	\$32.50
Supply Chain Management	\$32.45
Electrical Power Distribution	\$28.89
Cancer Information Management	\$25.75
Welding	\$24.02
Electro-Mechanical Technology	\$24.00
Advanced EMT	\$23.96
Medical Laboratory Technician	\$23.45
Health Information Technology	\$23.00

\*Median wages reflect the middle wage where half of the responding graduates received more than the wage shown and half received less than the wage shown.

## WHERE ARE THE 2022 GRADUATES EMPLOYED?

Benton Cutz and Colorz  
City of Lancaster  
Crossing Rivers Health Hospital  
Cummins Emission Solutions  
Energy Management Consultants  
Grant Regional Health Center  
Gundersen Boscobel Area Hospital and Clinics  
Hauber Brand Meats  
Hennessey Implement  
J & R Underground

Lands' End  
Mayo Clinic  
NorthShore Healthcare  
Nutrien Ag Solutions  
Passages  
Peoples State Bank  
Pioneer Ford  
Sloan Implement  
Southwest Health Center  
Southwest Wisconsin Technical College

The Richland Hospital  
Trelay Land and Cattle  
Truvant  
Upland Hills Health  
Vortex Optics  
Winskill Elementary School  
Alliant Energy\*  
Cleveland Clinic Akron General\*  
Compeer Financial\*  
Madison Gas and Electric\*  
Michels Power Inc\*

Minitube USA\*  
Mount Horeb Family Pharmacy\*  
New York Oncology Hematology\*  
Q-Centrix\*  
Reedsburg Police Department\*  
Relative Restoration\*  
UH Cleveland Medical Center\*  
Verona Automotive\*  
Village Family Dental & Orthodontics\*  
Zielies Tree Service\*



# HIRED BEFORE GRADUATION



**657 Graduates**  
**398 Respondents (61%)**

## GRADUATE SUCCESS RESULTS BY PROGRAM

PROGRAM	No. of Grads	No. of Grads Still in School	No. of Grads Replied	Grads Employed (Excluding those in school)		Employed in Related Occupation		Employed in Unrelated Occupations		No. Empl. in SWTC District	Median Hourly Wage <sup>^</sup>	Hourly Wage Range
				No.	%	No.	%	No.	%			
<b>Two-Year Associate Degree</b>	<b>214</b>	<b>8</b>	<b>140</b>	<b>119</b>	<b>90%</b>	<b>107</b>	<b>90%</b>	<b>12</b>	<b>10%</b>	<b>52</b>	<b>\$24.90</b>	<b>\$8.65 - \$54.00</b>
Accounting	11	2	8	6	100%	5	83%	1	17%	4	\$18.79	\$8.65 - \$28.50
Agribusiness Science & Technology-Agribusiness Mgmt.	3	0	3	3	100%	3	100%	0	0%	2	\$18.50	\$13.00 - \$24.10
Agribusiness Science & Technology-Agronomy	5	0	3	3	100%	3	100%	0	0%	2	*	*
Agribusiness Science & Technology-Animal Science	5	0	4	4	100%	3	75%	1	25%	2	\$16.48	\$14.50 - \$23.85
Business Management	29	1	18	16	94%	13	81%	3	19%	7	\$20.19	\$14.00 - \$28.00
Cancer Information Management	23	0	21	20	95%	18	90%	2	10%	0	\$25.75	\$20.00 - \$27.87
Criminal Justice - Law Enforcement 2	8	0	3	3	100%	3	100%	0	0%	1	*	*
Criminal Justice Studies	5	2	3	1	100%	1	100%	0	0%	1	*	*
Direct Entry Midwife	9	0	8	7	88%	7	100%	0	0%	0	\$41.67	\$19.23 - \$52.88
Early Childhood Education	10	1	6	5	100%	3	60%	2	40%	4	\$16.18	\$14.00 - \$20.00
Electro-Mechanical Technology	10	0	6	6	100%	6	100%	0	0%	4	\$24.00	\$24.00 - \$26.00
Golf Course Management	4	1	4	2	67%	2	100%	0	0%	0	*	*
Graphic And Web Design	7	1	3	2	100%	1	50%	1	50%	1	*	*
Health Information Technology	14	0	6	4	67%	4	100%	0	0%	1	\$23.00	\$22.13 - \$24.90
Human Services Associate	8	0	6	5	83%	4	80%	1	20%	4	\$17.71	\$16.33 - \$18.50
IT-Network Specialist	7	0	5	3	60%	3	100%	0	0%	3	\$21.63	\$17.00 - \$27.38
Leadership Development	2	0	0	0	0%	0	0%	0	0%	0	*	*
Medical Laboratory Technician	7	0	6	5	83%	5	100%	0	0%	3	\$23.45	\$23.00 - \$23.60
Nursing - Associate Degree	37	0	19	17	89%	17	100%	0	0%	11	\$32.50	\$15.00 - \$54.00
Supply Chain Management	5	0	5	4	80%	4	100%	0	0%	0	\$32.45	\$18.00 - \$48.07
<b>Two-Year Technical Diploma</b>	<b>29</b>	<b>0</b>	<b>21</b>	<b>19</b>	<b>90%</b>	<b>16</b>	<b>89%</b>	<b>2</b>	<b>11%</b>	<b>11</b>	<b>\$18.00</b>	<b>\$13.50 - \$35.00</b>
Agricultural Power & Equipment Technician	15	0	13	12	92%	10	91%	1	9%	6	\$22.00	\$13.50 - \$35.00
Automotive Technician	7	0	5	4	80%	4	100%	0	0%	3	\$16.25	\$14.50 - \$18.50
Farm Operations & Management-Ag Mechanics	5	0	2	2	100%	2	100%	0	0%	2	*	*
Farm Operations & Management-Dairy	2	0	1	1	100%	0	0%	1	100%	0	*	*
<b>One-Year Technical Diploma</b>	<b>175</b>	<b>10</b>	<b>107</b>	<b>85</b>	<b>88%</b>	<b>67</b>	<b>79%</b>	<b>18</b>	<b>21%</b>	<b>34</b>	<b>\$22.24</b>	<b>\$11.53 - \$42.00</b>
Accounting Assistant	7	0	4	3	75%	2	67%	1	33%	1	*	*
Agribusiness Science & Technology-Agronomy Tech	1	0	1	1	100%	0	0%	1	100%	0	*	*
Auto Collision Repair & Refinishing Technician	7	0	6	6	100%	6	100%	0	0%	2	\$17.00	\$17.00 - \$21.00
Building Trades-Carpentry	7	0	5	5	100%	5	100%	0	0%	3	\$21.00	\$18.00 - \$21.00
Child Care Services	1	1	1	0	0%	0	0%	0	0%	0	*	*
CNC Machine Operator/Programmer	1	0	0	0	0%	0	0%	0	0%	0	*	*
Cosmetology	10	0	6	6	100%	5	83%	1	17%	5	\$15.00	\$11.53 - \$25.00
Electrical Power Distribution	36	0	25	25	100%	23	92%	2	8%	6	\$28.89	\$22.50 - \$42.00
Farm Operations & Management-Dairy Technician	1	0	1	1	100%	1	100%	0	0%	1	*	*
Farm Operations & Management-Farm Ag Maintenance	2	1	1	0	0%	0	0%	0	0%	0	*	*
Industrial Mechanic	1	0	0	0	0%	0	0%	0	0%	0	*	*
IT-Computer Support Technician	8	5	7	1	50%	1	100%	0	0%	1	*	*
Medical Assistant	21	0	16	15	94%	12	80%	3	20%	10	\$18.02	\$15.25 - \$20.00
Medical Coding Specialist	36	2	20	10	56%	4	40%	6	60%	1	\$18.00	\$16.58 - \$22.24
Supply Chain Assistant	1	0	1	1	100%	1	100%	0	0%	1	*	*
Welding	28	1	12	11	100%	7	64%	4	36%	3	\$24.02	\$18.00 - \$25.00
<b>Less Than One-Year Technical Diploma</b>	<b>239</b>	<b>69</b>	<b>130</b>	<b>55</b>	<b>90%</b>	<b>45</b>	<b>82%</b>	<b>10</b>	<b>18%</b>	<b>25</b>	<b>\$18.94</b>	<b>\$15.50 - \$36.00</b>
Advanced EMT	23	1	12	10	91%	8	80%	2	20%	6	\$23.96	\$18.88 - \$36.00
Criminal Justice-Law Enforcement 720 Academy	7	1	3	2	100%	2	100%	0	0%	2	*	*
Dental Assistant	13	2	12	9	90%	8	89%	1	11%	1	*	*
Driver and Safety Education Certification	5	0	5	5	100%	5	100%	0	0%	1	\$25.48	\$19.00 - \$30.00
Emergency Medical Technician (EMT)	20	3	8	5	100%	4	80%	1	20%	2	*	*
Laboratory Science Technician	4	0	0	0	0%	0	0%	0	0%	0	*	*
Nail Technician	2	0	0	0	0%	0	0%	0	0%	0	*	*
Nursing Assistant	163	62	89	23	85%	17	74%	6	26%	13	\$17.50	\$15.50 - \$21.00
<b>College-Wide</b>	<b>657</b>	<b>87</b>	<b>398</b>	<b>278</b>	<b>89%</b>	<b>235</b>	<b>85%</b>	<b>42</b>	<b>15%</b>	<b>122</b>	<b>\$22.50</b>	<b>\$8.65 - \$54.00</b>

<sup>^</sup> Median wages reflect the middle wage where half of the responding graduates received more than the wage shown and half received less than the wage shown.

\* Wages only shown where three or more graduates provided information.