




GRADUATE SUCCESS

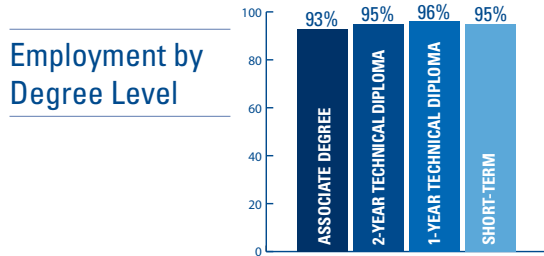
 **97%** of graduates are **satisfied/very satisfied** with their training.


 About **69%** of Southwest Tech graduates report the main reason for attending Southwest Tech is directly tied to **employability**.

 **27%** of graduates were continuing their education at the time of the survey.

- 50% of those at Southwest Tech
- 42% of those at other Wisconsin institutions or high schools
- 7% of those at institutions outside of Wisconsin
- 1% Unknown

 **94%** were employed within the first year of graduation.



 **95%** of graduates are **confident/very confident** the skills they attained at Southwest Tech prepared them for their career goals.

 **81%** of graduates are employed within Wisconsin.

- 52% are within the 5–county district
- 29% are in Wisconsin but outside the district
- 19% are employed outside of the state

 **Top 10 Programs of 2024**
Based on Median Hourly Wage*

Nursing–Associate Degree	\$37.74
Midwife (Direct Entry)	\$36.06
Supply Chain Management	\$31.20
Emergency Medical Technician (EMT)	\$30.88
Electrical Power Distribution	\$30.23
Cancer Information Management	\$30.00
Accounting	\$29.52
Physical Therapist Assistant	\$29.50
Medical Laboratory Technician	\$28.05
Surgical Technology	\$27.52

*Median wages reflect the middle wage where half of the responding graduates received more than the wage shown and half received less than the wage shown.

2024 Graduate Employers

- Blue Collar Holsteins, LLC
- Care and Rehab
- CESA 3
- Crossing Rivers Health
- Darlington Feed, LLC
- Delta 3 Engineering
- Fillback Ford
- Foremost Farms USA
- GoMacro
- Grant County Sheriffs Office
- Grant Regional Health Center
- Lafayette Hospital & Clinics
- Morningside Assisted Living
- Mound City Bank
- MP Carpentry
- PDC Dentistry
- Pine Valley Community Village
- Schilling Farms LLC
- Sloan Implement
- Southwest Health Center
- Southwest Wisconsin Technical College
- SWCAP Head Start
- TC Networks
- The Richland Hospital
- Upland Hills Health
- Alliant Energy*
- Amcor*
- ComEd*
- Eilertson Incorporated*
- Finley Hospital*
- Gundersen Health System*
- Kohler*
- Madison Gas and Electric*
- Meat People Butcher, LLC*
- Mercyhealth*
- Q–Centrix*
- Ricks Auto Body*
- SSM Health St. Mary’s Hospital*
- UW Health*
- Westside Children’s Therapy*
- Wisconsin River Golf Club*
- Zielies Tree Services*

* Out of District Employer

Hired Before Graduation



KAITLYN, 2025 GRADUATE
Lafayette Hospital & Clinics



ALISA, 2025 GRADUATE
Mary Greeley Medical Center



TY, 2025 GRADUATE
Dynamic Ratings



704 Graduates
458 Respondents (65%)

GRADUATE SUCCESS RESULTS BY PROGRAM

PROGRAM	No. of Grads	No. of Grads Still in School	No. of Grads Replied	Grads Employed (Excluding those in school)		Employed in Related Occupation		Employed in Unrelated Occupations		No. Empl. in SWTC District	* Wages only shown where 3 or more graduates provided information.	
				No.	%	No.	%	No.	%		Median Hourly Wage [^]	Hourly Wage Range
TWO-YEAR ASSOCIATE DEGREE	233	10	163	140	92%	127	91%	13	9%	56	\$27.50	\$9.62 – \$200.00
Accounting	10	1	6	5	100%	4	80%	1	20%	2	\$29.52	\$23.08 – \$37.50
Agribusiness Science & Technology–Agribusiness Mgmt.	5	2	2	–	–	–	–	–	–	–	*	*
Agribusiness Science & Technology–Agronomy	3	0	1	0	0%	–	–	–	–	–	*	*
Agribusiness Science & Technology–Animal Science	13	1	8	6	86%	6	100%	0	0%	2	\$20.83	\$17.00 – \$25.79
Business Management	24	1	14	11	85%	10	91%	1	9%	4	\$18.17	\$10.75 – \$32.19
Cancer Information Management	18	1	12	10	91%	6	60%	4	40%	0	\$30.00	\$25.00 – \$30.19
Criminal Justice – Law Enforcement 2	7	3	5	2	100%	2	100%	0	0%	1	*	*
Criminal Justice Studies	5	1	4	2	67%	2	100%	0	0%	1	*	*
Data Analyst	1	0	1	1	100%	1	100%	0	0%	0	*	*
Direct Entry Midwife	18	0	15	15	100%	15	100%	0	0%	1	\$36.06	\$9.62 – \$200.00
Early Childhood Education	11	0	7	7	100%	6	86%	1	14%	6	\$15.85	\$10.00 – \$21.97
Electro–Mechanical Technology	9	0	6	6	100%	6	100%	0	0%	3	\$26.00	\$23.50 – \$31.50
Golf Course Management	5	0	5	5	100%	5	100%	0	0%	0	\$18.00	\$12.00 – \$30.00
Graphic and Web Design	11	0	10	8	80%	8	100%	0	0%	4	\$18.00	\$14.50 – \$26.44
Health Information Technology	8	0	7	4	57%	2	50%	2	50%	0	*	*
Human Services Associate	9	0	3	3	100%	0	0%	3	100%	2	*	*
IT–Network Specialist	5	0	5	5	100%	5	100%	0	0%	2	\$21.00	\$20.60 – \$26.00
Leadership Development	3	0	3	3	100%	3	100%	0	0%	1	*	*
Liberal Arts	1	0	1	1	100%	1	100%	0	0%	1	*	*
Medical Laboratory Technician	6	0	6	5	83%	5	100%	0	0%	4	\$28.05	\$26.50 – \$29.15
Nonprofit Leadership	2	0	1	1	100%	1	100%	0	0%	0	*	*
Nursing–Associate Degree	41	0	27	27	100%	27	100%	0	0%	13	\$37.74	\$21.00 – \$43.00
Physical Therapist Assistant	6	0	5	5	100%	4	80%	1	20%	3	\$29.50	\$26.00 – \$31.90
Supply Chain Management	8	0	5	4	80%	4	100%	0	0%	3	\$31.20	\$22.00 – \$40.87
Surgical Technology	4	0	4	4	100%	4	100%	0	0%	3	\$27.52	\$27.00 – \$28.05
TWO-YEAR TECHNICAL DIPLOMA	26	3	23	19	95%	17	89%	2	11%	13	\$21.50	\$11.54 – \$30.00
Agricultural Power & Equipment Technician	14	0	11	10	91%	9	90%	1	10%	6	\$21.00	\$11.54 – \$30.00
Automotive Technician	6	2	6	4	100%	4	100%	0	0%	4	\$22.00	\$20.00 – \$25.00
Farm Operations & Management–Ag Mechanics	1	0	1	1	100%	1	100%	0	0%	1	*	*
Farm Operations & Management–Dairy	2	0	2	2	100%	2	100%	0	0%	2	*	*
Farm Operations & Management–Livestock	3	1	3	2	100%	1	50%	1	50%	0	*	*
ONE-YEAR TECHNICAL DIPLOMA	166	12	108	89	93%	68	77%	20	23%	26	\$27.00	\$7.69 – \$60.00
Accounting Assistant	4	0	2	2	100%	2	100%	0	0%	2	*	*
Auto Collision Repair & Refinishing Technician	5	0	3	3	100%	2	67%	1	33%	1	*	*
Building Trades–Carpentry	19	2	12	10	100%	7	70%	3	30%	4	\$18.00	\$17.00 – \$27.00
Child Care Services	2	0	1	1	100%	1	100%	0	0%	0	*	*
CNC Machine Operator/Programmer	4	0	1	1	100%	1	100%	0	0%	1	*	*
Cosmetology	16	0	10	10	100%	8	80%	2	20%	4	\$22.50	\$7.69 – \$55.00
Electrical Power Distribution	40	0	24	24	100%	22	96%	1	4%	1	\$30.23	\$24.71 – \$41.81
Farm Operations & Management–Farm Ag Maintenance	3	0	1	1	100%	1	100%	0	0%	1	*	*
Industrial Mechanic	1	0	0	–	–	–	–	–	–	–	*	*
IT–Network Systems Technician	11	5	8	2	67%	1	50%	1	50%	2	*	*
Medical Assistant	15	0	14	11	79%	10	91%	1	9%	6	\$19.74	\$18.36 – \$21.62
Medical Coding Specialist	20	4	17	10	77%	2	20%	8	80%	1	*	*
Supply Chain Assistant	1	0	1	1	100%	1	100%	0	0%	0	*	*
Welding	25	1	14	13	100%	10	77%	3	23%	3	\$26.00	\$21.00 – \$60.00
LESS THAN ONE-YEAR TECHNICAL DIPLOMA	262	99	163	56	88%	50	91%	5	9%	34	\$21.00	\$16.75 – \$37.84
Advanced EMT	7	0	2	2	100%	2	100%	0	0%	2	*	*
Artisanal Modern Meat Butchery	7	0	5	3	60%	2	67%	1	33%	1	*	*
Criminal Justice–Law Enforcement 720 Academy	6	0	5	4	80%	4	100%	0	0%	3	*	*
Dental Assistant	9	0	3	3	100%	3	100%	0	0%	3	\$20.00	\$16.75 – \$20.00
Driver and Safety Education Certification	19	0	14	14	100%	13	93%	1	7%	3	\$30.00	\$22.00 – \$37.84
Emergency Medical Technician (EMT)	14	2	9	6	86%	6	100%	0	0%	4	\$30.88	\$17.50 – \$35.00
Laboratory Science Technician	1	0	1	0	0%	–	–	–	–	–	*	*
Nail Technician	3	0	3	3	100%	2	67%	1	33%	1	*	*
Nursing Assistant	196	97	121	21	88%	18	90%	2	10%	17	\$19.65	\$17.25 – \$26.00
COLLEGE-WIDE	704	124	458	304	91%	262	87%	40	13%	129	\$25.18	\$7.69 – \$200.00

[^] Median wages reflect the middle wage where half of the responding graduates received more than the wage shown and half received less than the wage shown.