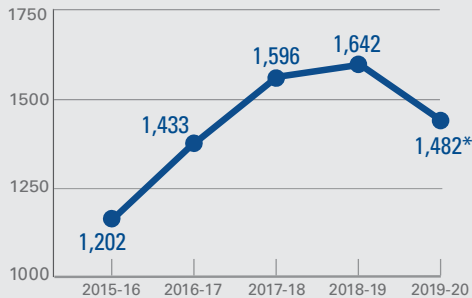


# DUAL ENROLLMENT DATA

## TOTAL DUAL ENROLLMENT STUDENT PARTICIPATION 2016–2020

Includes Transcribed Credit, Youth Options, Course Options, Youth Apprenticeship, Start College Now, COLLEGE Up, and 38.14 Contracts



**23% GROWTH OVER 5 YEARS**

\* Overall decrease was due to a reduction in transcribed credit agreements with the implementation of HLC credentialing requirements for high school dual credit instructors. Other dual enrollment programs showed increased participation.

**2019-2020**

**8 A** ADVANCED STANDING COURSES AT 5 DISTRICTS

**130 T** TRANSCRIBED CREDIT COURSES AT 25 DISTRICTS



**70.4%**

OF 2019 HIGH SCHOOL GRADUATES EARNED DUAL CREDIT



**71%**

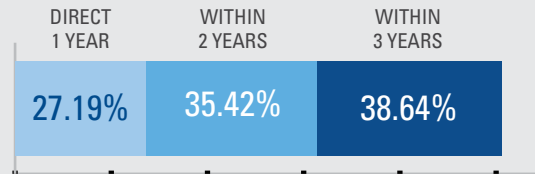
OF 2019 HIGH SCHOOL GRADUATES WITHIN THE SOUTHWEST TECH REGION WHO ENROLL AT A TECHNICAL COLLEGE CHOOSE TO ENROLL AT SOUTHWEST TECH

## 3-YEAR ENROLLMENT TREND

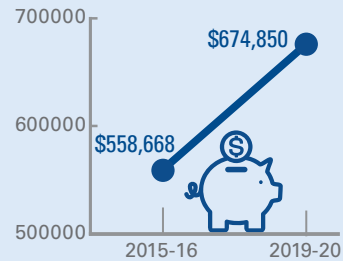
of Graduates from Southwest Tech Region High Schools at a Technical College

### HIGH SCHOOL CLASS OF 2017

1,276 GRADUATES



## TOTAL TUITION SAVINGS FOR TRANSCRIBED CREDIT STUDENTS



**2019-2020**

## TOP CAREER CLUSTERS

FOR SOUTHWEST TECH TRANSCRIBED CREDIT AGREEMENTS



FINANCE



AGRICULTURE, FOOD, & NATURAL RESOURCES



ARTS, AV TECHNOLOGY, & COMMUNICATION



INFORMATION TECHNOLOGY



SCIENCE, TECHNOLOGY, ENGINEERING, & MATH